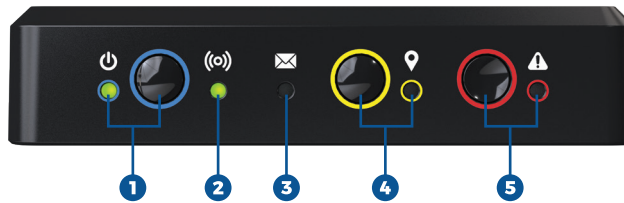


CONTROL PANEL



1. Power Button & Charging LED

- a. Green = Power On
- b. Yellow = Battery < 50%
- c. Red = Low Battery
- d. Red Blink = Dead Battery
- e. Blinking = Charging

2. Signal Status LED

- a. Green = Cellular Mode
- b. Purple = Iridium Mode
- c. Red = Bad Signal

3. Message Waiting LED

- a. Green = Unread Message

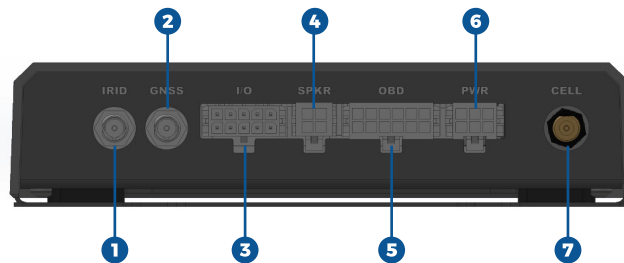
4. Waypoint Button & LED

- a. Green = Sending Position

5. Emergency Button & LED

- a. Red Blink = Emergency Requested
- b. Red Solid = Emergency Active

REAR PANEL



1. Iridium Antenna

2. GNSS Antenna (Active)

3. Emergency Switch & IO

4. Audio Out

5. OBD (Vehicle Interface)

6. Power & Ignition

7. Cellular Antenna (Optional External Antenna)

HAWKEYE 5500

QUICK START GUIDE

PLEASE READ BEFORE DEPLOYING TO FIELD



www.blueskynetwork.com



STEP 1: INSTALL THE BATTERY

Remove the two screws from the battery cover door and insert the battery into the unit. The unit will power on to indicate proper installation. Power the unit off and replace the screws to complete battery installation.

STEP 2: INSTALL INTO VEHICLE

Scan the QR code below or use the link to download the installation guide. Install the unit into the vehicle.



The installation guide can be downloaded at the following link:

blueskynetwork.com/support/he5500



At a bare minimum, the following is necessary to power the unit up.

| | |
|-------|---|
| Red | Positive 12/24v (Fused) |
| Black | Negative/Ground |
| Blue | Switched Power (On When Vehicle is Running) |

STEP 3: POWER ON AND VERIFY

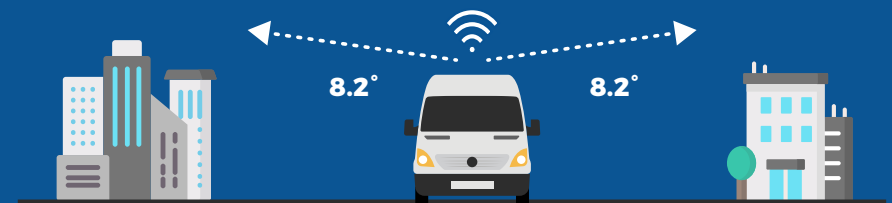
Move the vehicle to an area with a **complete view of the sky** (see diagram to the right). Power the unit on by turning on the vehicle and ensure that the status light turns green (this may take a minute).

STEP 4: LOG IN AND TEST

Log into SkyRouter and ensure the unit appears in its correct location. Then update the unit with your preferred configuration.

WARNING:

The default reporting rate for this unit is 10 minutes when moving and 1 hour when stationary, with most of the unit's features disabled. Before use, please update your configuration settings in SkyRouter to unlock the full feature set as necessary.



Questions? Contact us at support@blueskynetwork.com

+ 1 858-551-3894